












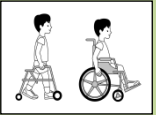













































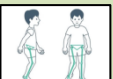












Classification	Age in Years													
	2 or at ID	2.5	3	3.5	4	5	6	7	8	9	10	11	12 to 16 or Skeletal maturity	
 GMFCS I														
 GMFCS II	 						 				 			
 GMFCS III	 		 		 	 	 	 	 		 		  Bi-Annually	
 GMFCS IV & V	 	 	 	 	 	 	 	 	 	 	 	 	  Annually	
 Winters Gage Hicks Type IV Gait (any GMFCS)	 						 				 		  Bi-Annually	

Quick Guide Used with permission of
www.childhealthbc.ca/hips



HIP SURVEILLANCE PROGRAM
 for Children with Cerebral Palsy

* Amendments made to Quick Guide to match the American Academy of Cerebral Palsy and Developmental Medicine Hip Surveillance Pathway <http://www.aacpdm.org/publications/care-pathways/hip-surveillance>

Legend

GMFCS: Gross Motor Function Classification System

ID: Identification/Diagnosis of cerebral palsy or gross motor delay



Clinical Exam



Anterior-Posterior Pelvic Radiograph